

	<p style="text-align: center;"><i>Cópia Não Controlada</i></p> <b>MAXION STRUCTURAL COMPONENTS</b> <b>COLD-ROLLED STEELS FOR COLD FORMING</b> <b>DIMENSIONAL AND SHAPE TOLERANCES</b>	<b>Standard:</b> CR 002
		<b>Edition:</b> 12-2022

**Contents**

1. Scope ..... 2

2. Normative references..... 2

3. Terms and definitions ..... 3

3.1 Acronyms, abbreviations, designation, and symbols..... 3

4. Requirements ..... 4

4.1 Tolerances for thickness ..... 4

4.2 Tolerances for width ..... 7

4.3 Tolerances for length ..... 7

4.4 Tolerances for flatness ..... 8

4.5 Tolerances for edge camber ..... 9

4.6 Tolerances for out-of-squareness ..... 9

4.7 Tolerances for coils..... 10

4.8 Quality document..... 10

4.9 Delivery..... 10


4.9.1 Information to be supplied by the purchaser..... 10

4.9.2 Identification of batches..... 10

5. Rules and regulations..... 11

6. Equivalences..... 11

7. Release and revisions..... 11

	<p style="text-align: center;"><i>Cópia Não Controlada</i></p> <b>MAXION STRUCTURAL COMPONENTS</b> <b>COLD-ROLLED STEELS FOR COLD FORMING</b> <b>DIMENSIONAL AND SHAPE TOLERANCES</b>	<b>Standard:</b> CR 002
		<b>Edition:</b> 12-2022

## 1. Scope

This standard specifies tolerances on dimensions and shape for ordering, manufacturing, and supplying cold-rolled steel coil, plates, and sheets for cold forming with thicknesses less than or equal to 3.00 mm. The steels purchased by Maxion have special requirements of dimensional and shape stability for high performance in the process and in the final application. Therefore, this standard shall be considered for steels of the Maxion standard or not.

## 2. Normative references

ABNT NBR 11888 - Sheet and coils of carbon and high strength alloy steel - General requirements.

ABNT NBR 7013 - Coated carbon steel plates by hot-dip continuous process - General requirements.

ASTM A568/A568M - Standard specification for steel, sheet, carbon, structural, and high-strength, low-alloy, hot-rolled and cold-rolled, general requirements for.

EN 10131 - Cold rolled uncoated and zinc or zinc-nickel electrolytically coated low carbon and high yield strength steel flat products for cold forming. Tolerances on dimensions and shape.

GMW3224 - Nominal sheet steel thicknesses and thickness tolerances.

INMETRO N° 248.

### 3. Terms and definitions

#### 3.1 Acronyms, abbreviations, designation, and symbols

##### Thickness measurement

The thickness may be measured at any point across the width not less than 10 mm from a cut edge and not less than 20 mm from a mill edge. For measurement of thickness shall be used micrometers constructed with anvils and spindles that having minimum diameters of 4.80 mm. The tip of the spindle shall be flat, and the tip of the anvil shall be flat or rounded with a minimum radius of curvature of 2.55 mm. Micrometers with pointed tips are not suitable for thickness measurements. Thickness and thickness tolerances shall be rounded to two decimal places.

##### Flatness measurement

Deviations from flatness should be measured with the aid of a ruler long enough to be positioned between peaks of ripple or distortion. In addition to the height of the deviations, it is also essential to measure their repetitive distances to analyze the causes.

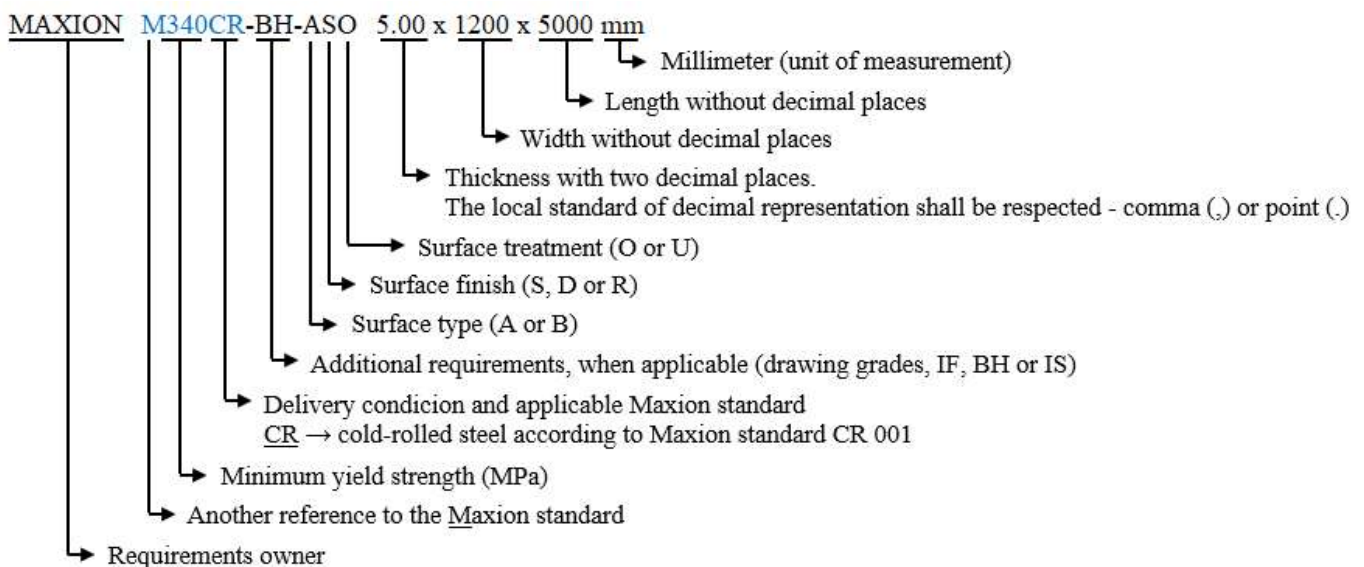
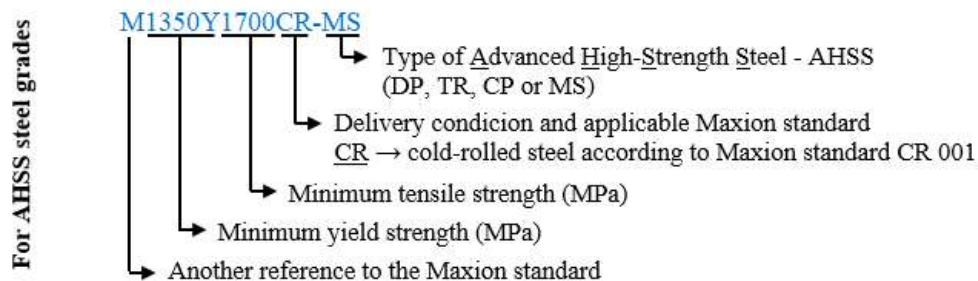
##### Edge camber measurement

Edge camber is the deviation of a side edge from a straight line. Such a deviation is measured by placing a straightedge (or line) on the concave side and measuring the greatest distance between the sheet/plate edge and the straightedge.

##### Out-of-squareness measurement

Out-of-squareness is used to control the geometric regularity of the plates or sheet through the measurement of the diagonals to avoid significant deviations from perpendicularity.

For Maxion standard steels the designation shall be referenced in other documents, drawing, etc., as follows example:



Minimum information must be described for each application or product:

Drawing      Steel grade + Thickness  
 Coil          Steel grade + Thickness + Width  
 Sheets        Steel grade + Thickness + Width + Length

E.g.: Coil M340CR-BH-ASO 5.00 x 1200 x 3000 mm

## 4. Requirements

### 4.1 Tolerances for thickness

The tolerances on thickness are given in Tables 1 to 6. Eventual asymmetrical tolerances must respect the thickness range.

**Table 1 - Normal tolerances on thickness for steel grades with a specified minimum yield strength  
 YS ≤ 280 MPa**

Width - w [mm]	Thickness - t [mm]								
	t ≤ 0.40	0.40 < t ≤ 0.60	0.60 < t ≤ 0.80	0.80 < t ≤ 1.00	1.00 < t ≤ 1.20	1.20 < t ≤ 1.60	1.60 < t ≤ 2.00	2.00 < t ≤ 2.50	2.50 < t ≤ 3.00
w ≤ 1200	+ 0.03 - 0.03	+ 0.03 - 0.03	+ 0.04 - 0.04	+ 0.05 - 0.05	+ 0.06 - 0.06	+ 0.08 - 0.08	+ 0.10 - 0.10	+ 0.12 - 0.12	+ 0.15 - 0.15
1200 < w ≤ 1500	+ 0.04 - 0.04	+ 0.04 - 0.04	+ 0.05 - 0.05	+ 0.06 - 0.06	+ 0.07 - 0.07	+ 0.09 - 0.09	+ 0.11 - 0.11	+ 0.13 - 0.13	+ 0.15 - 0.15
w > 1500	+ 0.05 - 0.05	+ 0.05 - 0.05	+ 0.06 - 0.06	+ 0.07 - 0.07	+ 0.08 - 0.08	+ 0.10 - 0.10	+ 0.12 - 0.12	+ 0.14 - 0.14	+ 0.16 - 0.16

YS - Yield strength

**Table 2 - Special tolerances on thickness for steel grades with a specified minimum yield strength  
 YS ≤ 280 MPa**

Width - w [mm]	Thickness - t [mm]								
	t ≤ 0.40	0.40 < t ≤ 0.60	0.60 < t ≤ 0.80	0.80 < t ≤ 1.00	1.00 < t ≤ 1.20	1.20 < t ≤ 1.60	1.60 < t ≤ 2.00	2.00 < t ≤ 2.50	2.50 < t ≤ 3.00
w ≤ 1200	+ 0.02 - 0.02	+ 0.02 - 0.02	+ 0.03 - 0.03	+ 0.04 - 0.04	+ 0.05 - 0.05	+ 0.06 - 0.06	+ 0.07 - 0.07	+ 0.08 - 0.08	+ 0.10 - 0.10
1200 < w ≤ 1500	+ 0.03 - 0.03	+ 0.03 - 0.03	+ 0.04 - 0.04	+ 0.05 - 0.05	+ 0.06 - 0.06	+ 0.07 - 0.07	+ 0.08 - 0.08	+ 0.09 - 0.09	+ 0.11 - 0.11
w > 1500	+ 0.04 - 0.04	+ 0.04 - 0.04	+ 0.05 - 0.05	+ 0.06 - 0.06	+ 0.07 - 0.07	+ 0.08 - 0.08	+ 0.09 - 0.09	+ 0.10 - 0.10	+ 0.12 - 0.12

YS - Yield strength

**Table 3 - Normal tolerances on thickness for steel grades with a specified minimum yield strength  
280 MPa < YS ≤ 500 MPa**

Width - w [mm]	Thickness - t [mm]								
	t ≤ 0.40	0.40 < t ≤ 0.60	0.60 < t ≤ 0.80	0.80 < t ≤ 1.00	1.00 < t ≤ 1.20	1.20 < t ≤ 1.60	1.60 < t ≤ 2.00	2.00 < t ≤ 2.50	2.50 < t ≤ 3.00
w ≤ 1200	+ 0.04 - 0.04	+ 0.05 - 0.05	+ 0.06 - 0.06	+ 0.07 - 0.07	+ 0.08 - 0.08	+ 0.11 - 0.11	+ 0.13 - 0.13	+ 0.15 - 0.15	+ 0.18 - 0.18
1200 < w ≤ 1500	+ 0.05 - 0.05	+ 0.06 - 0.06	+ 0.07 - 0.07	+ 0.08 - 0.08	+ 0.09 - 0.09	+ 0.12 - 0.12	+ 0.14 - 0.14	+ 0.16 - 0.16	+ 0.18 - 0.18
w > 1500	+ 0.06 - 0.06	+ 0.07 - 0.07	+ 0.08 - 0.08	+ 0.09 - 0.09	+ 0.10 - 0.10	+ 0.13 - 0.13	+ 0.15 - 0.15	+ 0.17 - 0.17	+ 0.19 - 0.19

YS - Yield strength

**Table 4 - Special tolerances on thickness for steel grades with a specified minimum yield strength  
280 MPa < YS ≤ 500 MPa**

Width - w [mm]	Thickness - t [mm]								
	t ≤ 0.40	0.40 < t ≤ 0.60	0.60 < t ≤ 0.80	0.80 < t ≤ 1.00	1.00 < t ≤ 1.20	1.20 < t ≤ 1.60	1.60 < t ≤ 2.00	2.00 < t ≤ 2.50	2.50 < t ≤ 3.00
w ≤ 1200	+ 0.03 - 0.03	+ 0.04 - 0.04	+ 0.04 - 0.04	+ 0.05 - 0.05	+ 0.06 - 0.06	+ 0.07 - 0.07	+ 0.08 - 0.08	+ 0.11 - 0.11	+ 0.13 - 0.13
1200 < w ≤ 1500	+ 0.04 - 0.04	+ 0.04 - 0.04	+ 0.05 - 0.05	+ 0.06 - 0.06	+ 0.07 - 0.07	+ 0.08 - 0.08	+ 0.10 - 0.10	+ 0.12 - 0.12	+ 0.14 - 0.14
w > 1500	+ 0.04 - 0.04	+ 0.04 - 0.04	+ 0.06 - 0.06	+ 0.07 - 0.07	+ 0.08 - 0.08	+ 0.10 - 0.10	+ 0.11 - 0.11	+ 0.13 - 0.13	+ 0.15 - 0.15

YS - Yield strength

**Table 5 - Normal tolerances on thickness for steel grades with a specified minimum yield strength  
YS > 500 MPa**

Width - w [mm]	Thickness - t [mm]								
	t ≤ 0.40	0.40 < t ≤ 0.60	0.60 < t ≤ 0.80	0.80 < t ≤ 1.00	1.00 < t ≤ 1.20	1.20 < t ≤ 1.60	1.60 < t ≤ 2.00	2.00 < t ≤ 2.50	2.50 < t ≤ 3.00
w ≤ 1200	+ 0.05 - 0.05	+ 0.05 - 0.05	+ 0.06 - 0.06	+ 0.08 - 0.08	+ 0.09 - 0.09	+ 0.12 - 0.12	+ 0.14 - 0.14	+ 0.16 - 0.16	+ 0.19 - 0.19
1200 < w ≤ 1500	+ 0.06 - 0.06	+ 0.07 - 0.07	+ 0.08 - 0.08	+ 0.09 - 0.09	+ 0.10 - 0.10	+ 0.13 - 0.13	+ 0.15 - 0.15	+ 0.17 - 0.17	+ 0.19 - 0.19
w > 1500	+ 0.07 - 0.07	+ 0.08 - 0.08	+ 0.09 - 0.09	+ 0.10 - 0.10	+ 0.11 - 0.11	+ 0.14 - 0.14	+ 0.16 - 0.16	+ 0.18 - 0.18	+ 0.20 - 0.20

YS - Yield strength

**Table 6 - Special tolerances on thickness for steel grades with a specified minimum yield strength  
YS > 500 MPa**

Width - w [mm]	Thickness - t [mm]								
	t ≤ 0.40	0.40 < t ≤ 0.60	0.60 < t ≤ 0.80	0.80 < t ≤ 1.00	1.00 < t ≤ 1.20	1.20 < t ≤ 1.60	1.60 < t ≤ 2.00	2.00 < t ≤ 2.50	2.50 < t ≤ 3.00
w ≤ 1200	+ 0.03 - 0.03	+ 0.04 - 0.04	+ 0.05 - 0.05	+ 0.06 - 0.06	+ 0.07 - 0.07	+ 0.08 - 0.08	+ 0.10 - 0.10	+ 0.12 - 0.12	+ 0.14 - 0.14
1200 < w ≤ 1500	+ 0.04 - 0.04	+ 0.04 - 0.04	+ 0.06 - 0.06	+ 0.07 - 0.07	+ 0.08 - 0.08	+ 0.10 - 0.10	+ 0.11 - 0.11	+ 0.13 - 0.13	+ 0.15 - 0.15
w > 1500	+ 0.05 - 0.05	+ 0.05 - 0.05	+ 0.06 - 0.06	+ 0.08 - 0.08	+ 0.09 - 0.09	+ 0.10 - 0.10	+ 0.12 - 0.12	+ 0.14 - 0.14	+ 0.16 - 0.16

YS - Yield strength

#### 4.2 Tolerances for width

Width is measured perpendicularly to the longitudinal axis of the product, which in coils is the rolling direction. The tolerances on width are given in Table 7.

**Table 7 - Tolerances on width for all steel grades**

Width - w [mm]	Width tolerance [mm]		
	Cut edge	Mill edge	Slitting
$w \leq 1200$	+ 4 - 0	+ 20 - 0	+ 0.50 - 0.50
$1200 < w \leq 1500$	+ 5 - 0	+ 20 - 0	+ 0.50 - 0.50
$1500 < w \leq 1800$	+ 6 - 0	+ 20 - 0	+ 0.50 - 0.50
$w > 1800$	+ 6 - 0	+ 20 - 0	+ 0.50 - 0.50

#### 4.3 Tolerances for length

Length tolerances are shown in Table 8, which in the case of plates and sheets corresponds to the dimension in rolling direction.

**Table 8 - Tolerances on length for all steel grades**

Length - l [mm]	Length tolerance [mm]	
	Normal Tolerance	Special Tolerance
$l < 2000$	+ 5 - 0	+ 3 - 0
$2000 < l \leq 5000$	+ 8 - 0	+ 5 - 0
$l > 5000$	+ 10 - 0	+ 8 - 0



#### 4.4 Tolerances for flatness

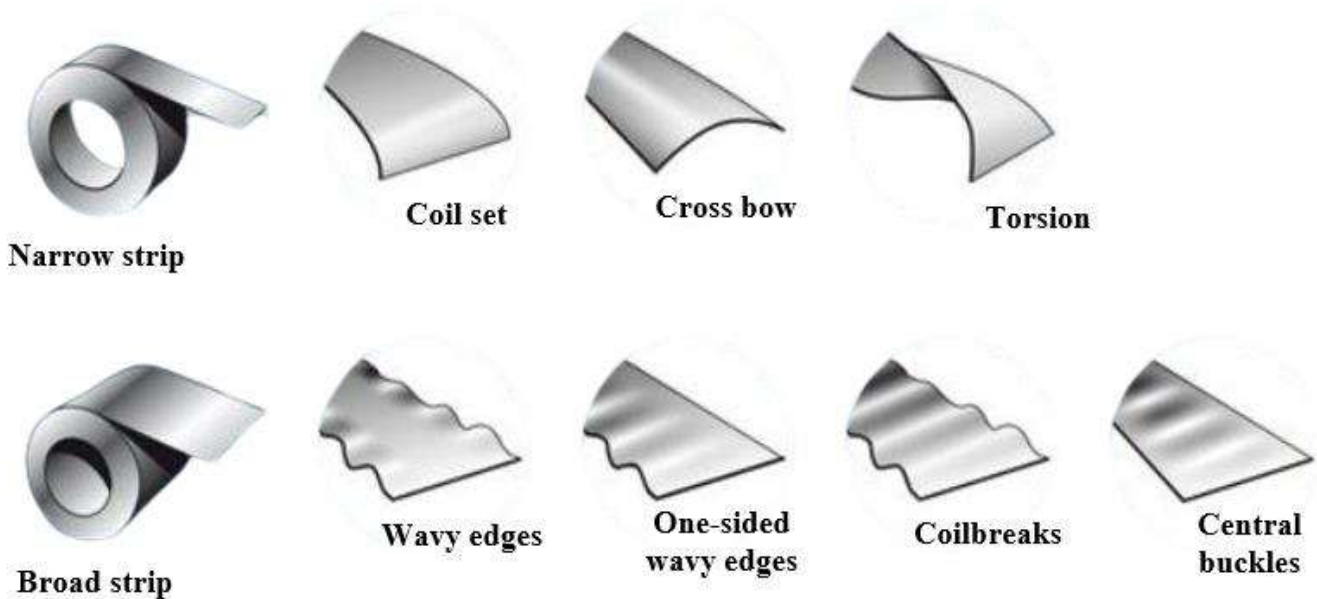
The deviation from flatness shall not exceed the tolerances given in Table 9.

**Table 9 - Normal and special tolerances on flatness for all steel grades**

Thickness - t [mm]		Flatness tolerances [mm]								
		t ≤ 0.70			0.70 < t ≤ 1.25			1.25 < t ≤ 3.00		
Width - w [mm]	Type of tolerance	YS ≤ 280	280 < YS ≤ 500	YS > 500	YS ≤ 280	280 < YS ≤ 500	YS > 500	YS ≤ 280	280 < YS ≤ 500	YS > 500
w ≤ 1200	NT	10	13	15	6	10	15	5	8	10
	ST	4	8	10	3	6	8	2	5	7
1200 < w ≤ 1500	NT	12	15	17	8	13	15	7	11	13
	ST	5	9	12	4	8	10	3	6	9
1500 < w ≤ 1800	NT	15	18	20	10	15	17	8	14	15
	ST	6	12	15	5	10	13	4	8	12
w > 1800	NT	18	20	22	15	18	20	13	16	18
	ST	8	15	17	7	12	15	6	10	12

NT - Normal tolerances / ST - Special tolerances / YS - Yield strength

The main flatness deviations in cold-rolled steels that must be avoided and controlled are highlighted in Figure 1.

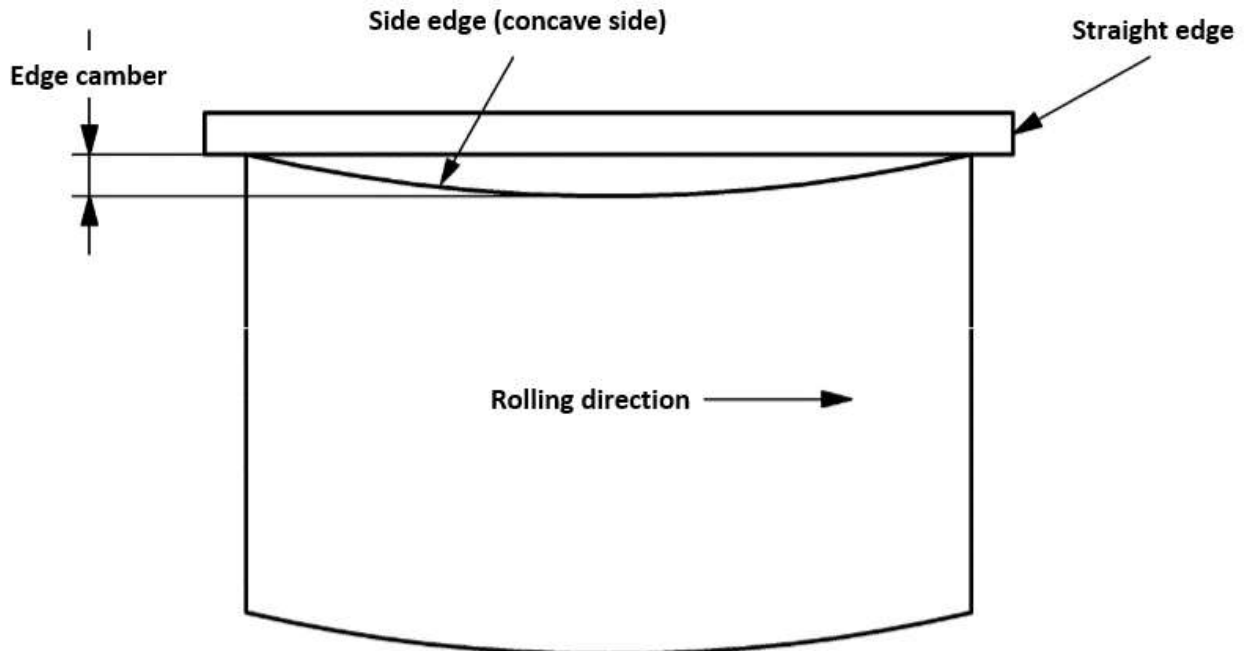


**Figure 1 - Flatness defects in cold-rolled steels**



#### 4.5 Tolerances for edge camber

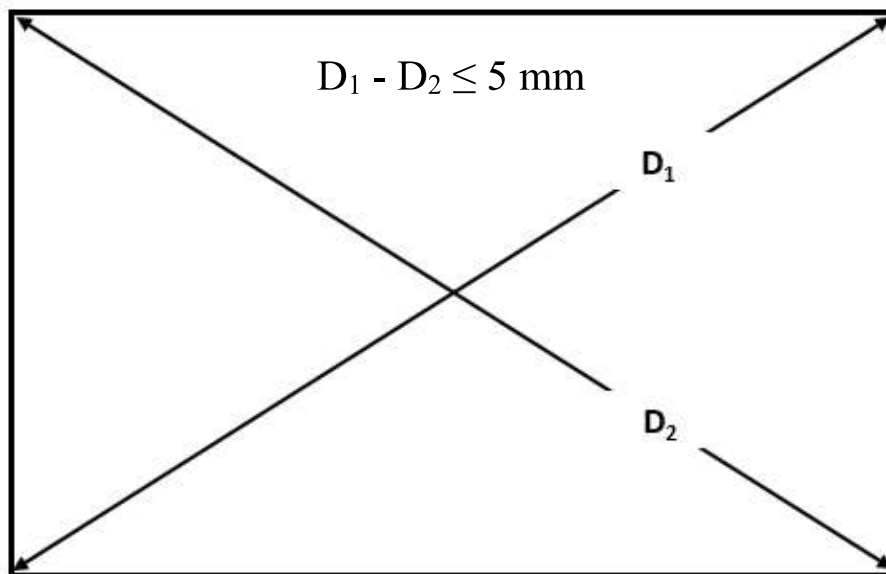
In case of plates and sheets the edge camber shall not exceed 5 mm for any length  $\leq 5000$  mm. For lengths greater than 5000 mm, the edge camber shall not exceed 0.15% of the actual length. Figure 2 schematically shows the measurement methodology.



**Figure 2** - Schematic drawing of steel plates and sheets edge camber measurement

#### 4.6 Tolerances for out-of-squareness

The out-of-squareness is obtained by the difference between the measured diagonals ( $D_1$  e  $D_2$ ), as shown in Figure 3. The out-of-squareness shall not exceed 5 mm.



**Figure 3** - Schematic drawing of steel plates and sheets out-of-squareness measurement

	<p style="text-align: center;"><i>Cópia Não Controlada</i></p> <b>MAXION STRUCTURAL COMPONENTS</b> <b>COLD-ROLLED STEELS FOR COLD FORMING</b> <b>DIMENSIONAL AND SHAPE TOLERANCES</b>	<b>Standard:</b> CR 002
		<b>Edition:</b> 12-2022

#### 4.7 Tolerances for coils

The variation allowed for the mass reported on the invoice and measured upon receipt of the coil, plates and sheets is  $\pm 1\%$ . Additionally, irregular winding cannot exceed 25 mm, measured relative to the correctly wound region of the circumferential plane of the coil. Loose winding is also not allowed, even if there is no irregular winding. For logistical, operational and safety reasons, the maximum weight allowed for coils and the maximum external diameter must be clearly determined for each product.

#### 4.8 Quality document

An inspection document, inspection certificate or quality certificate shall be supplied to prove the conformity of the supplied product. This document must include the methodology of tests and analysis, as well as the results obtained for the fundamental specifications, according to EN 10204.

#### 4.9 Delivery

##### 4.9.1 Information to be supplied by the purchaser

In order to allow the manufacture to supply conform products, the following information shall be provided by the purchaser at the time of enquiry and order:

- Part number;
- Full designation of the material as given in item 3.1;
- Nominal dimensions and its tolerances, or normative reference related to dimensions;
- Application of the products;
- Surface type and treatment;
- Type of edge;
- Oil type and quantity (when applicable);
- Package;
- Limits on the mass and the sizes of the coils, plates, and sheets;
- Additional requirements;
- Additional inspection documents.


Note: The producer must develop and supply the material in order to meet the performance and application desired by the purchaser. Tolerances more severe than special tolerances and/or other specifications may be available upon agreement between purchase and producer.

##### 4.9.2 Identification of batches

The batches supplied shall be identified from the labels containing at least the following information:

- Client name;
- Full designation of the material as given in item 3.1;
- Invoice number;
- Batch identification;
- Mass.

Additional information must be negotiated by the purchaser at the time of enquiry and order.

	<b>MAXION STRUCTURAL COMPONENTS</b> <b>COLD-ROLLED STEELS FOR COLD FORMING</b> <b>DIMENSIONAL AND SHAPE TOLERANCES</b>	<b>Standard:</b> CR 002
		<b>Edition:</b> 12-2022

## 5. Rules and regulations

The products shall be produced and supplied in accordance with applicable international and local legislations. The supplier shall create the Material Data Sheets (MDS) and/or Conflict Minerals Declarations (CMD) and send them to their customer at no cost. If requested by the customer, this registration must be done through platforms that collect, maintain, analyze, and archive information about the materials across all levels of your supply chain (e.g. IMDS and/or CDX). The producer must supply products according to initial approval or equivalent. Any changes in material or manufacturing process is not permitted without prior notification and approval. Lack of notification by the supplier constitutes grounds for rejection of any shipment.

## 6. Equivalences

Not applicable.

## 7. Release and revisions

Issue	Edition	Date	Description	Responsible
0	12-2022	12/27/2022	Initial publication	Dr. Paulo H. O. M. Alves Quality Dept.